

ODYSSEY SERIES

Manual Textile Printer


PERFORMANCE FEATURES

	1100B OGP11	4100B	4400	6400	6600
NUMBER OF JOBS / COMPLEXITY OF DESIGNS	✓ GOOD	+ BETTER	+ BETTER	! BEST	! BEST
PRODUCTION SPEED	✓ GOOD	✓ GOOD	+ BETTER	+ BETTER	! BEST
EASE / SPEED OF SET-UP	+ BETTER	+ BETTER	+ BETTER	+ BETTER	+ BETTER

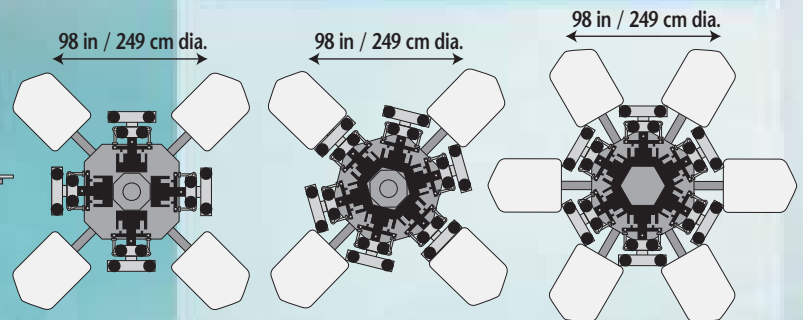
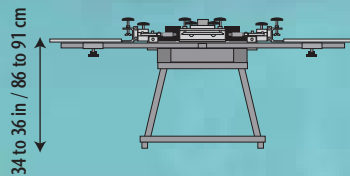
Odyssey series manual printers are value priced yet sturdily constructed. Odyssey printers are great for home based businesses and those doing simple athletic and commercial work. In contrast to comparably priced machines made from sheet metal, Odyssey's tubular steel construction offers superior strength and durability. Set-up features include adjustable off-contact, adjustable screen angle and micro-registration. In addition to rotary load style printers, Odyssey printers are available in economical and specialty table top models.

PRODUCT FEATURES

- Large Diameter Center Shaft with Tapered Bearings
- Sturdy Tubular Steel Construction
- Fine Thread Micro Registration
- Adjustable Off-Contact
- Adjustable Screen Angle
- Large Diameter Registration Points
 - Easy to Load, Quick Change Pallets
 - Upgradeable—4 Color 4 Station to 6 Color 6 Station
 - Options—Additional Print Heads and Print Stations



Fully Adjustable, Tubular Steel / Aluminum Print Head



PART	DESCRIPTION
10212	ODYSSEY MODULAR 4400, 4-COLOR, 4-STATION (UPGRADEABLE TO 6-COLOR 6-STATION) MAX SCREEN WIDTH 32" / 81 cm
10214	ODYSSEY MODULAR 6400, 6-COLOR, 4-STATION (UPGRADEABLE TO 6-COLOR 6-STATION) MAX SCREEN WIDTH 23" / 58 cm
10213	ODYSSEY 6600, 6-COLOR, 6-STATION FLOOR MODEL MAX SCREEN WIDTH 23" / 58 cm
10220	ODYSSEY ADDITIONAL PRINT HEAD UPGRADE
10221	ODYSSEY ADDITIONAL PRINT STATION UPGRADE W/ SHIRTBOARD